




WELD THE WORLD



\ QUICK CATALOGUE 2024

ITA  
ENG  
DEU



- WECO progetta e costruisce generatori per saldatura dal 1997 - Produzione 100% Italiana.
  - Range completo per la saldatura: MIG - MAG PULSATO / MIG - MAG / TIG (DC e AC/DC) / MMA.
  - Cura della formazione tecnica dei distributori e del Servizio post vendita.
  - Investimenti costanti, almeno il 10% del fatturato ogni anno, in Ricerca e Sviluppo
- 
- WECO designs and builds generators for welding since 1997 All our welding machines are 100% in Italy produced.
  - A wide range of welding machines have been by Weco developed: MIG - MAG PULSED / MIG - MAG / TIG (DC e AC/DC) / MMA.
  - Service and relations from a partnership point of view.
  - Each year we invest over 10% of our turnover in the design and development of technologies that can innovate our products.
- 
- Weco ist seit 1997 in der Entwicklung und dem Bau von Inverter-Schweißgeräten tätig. Unsere Inverter-Schweißgeräte werden zu 100% in unserem Stammsitz in Cittadella (Padova) produziert.
  - Eine hochwertige Produktpalette:  
MIG - MAG PULS ist entwickelt worden / MIG - MAG / WIG (DC/AC) - E-HAND .
  - Wir sehen unsere Kunden als Partner.
  - Jedes Jahr investieren wir über 10% unseres Umsatzes in den Entwurf und die Entwicklung von Technologien, die unseren Innovations-Vorsprung erhalten und weiter verbessern.

## MIG-MAG PULSATO/DOPPIO PULSATO/ MULTIFUNZIONE/DIGITALE

MIG-MAG PULSED/DOUBLE PULSED/  
MULTIFUNCTION/DIGITAL

MIG-MAG PULS/DOPPEL PULS/  
MULTIFUNKTION/DIGITAL

Power Pulse 405d - 505d 14

Power Pulse 405dms - 505dms 15

Power Pulse 405d - 505d RC 16

Power Pulse 3200K - 4000K 17

Micropulse 225 18

## MIG-MAG PULSATO/DOPPIO PULSATO/ MULTIFUNZIONE

MIG-MAG PULSED/DOUBLE PULSED/  
MULTIFUNCTION

MIG-MAG PULS/DOPPEL PULS/  
MULTIFUNKTION

Power Pulse 322AC/DC - 402AC/DC -  
502AC/DC TWIN FEEDER 19

Power Pulse 322T - 402T - 502T  
TWIN FEEDER 20

Pioneer Pulse 403MSR - 503MSR 21

Pioneer Pulse 3200K - 4000K 22

Micropulse 302MFK 23

## MIG-MAG SINERGICO/MULTIFUNZIONE MIG-MAG SYNERGIC/MULTIFUNCTION MIG-MAG SYNERGISCH/MULTIFUNKTION

Pioneer 403MSR - 503MSR 24

Pioneer 3200K - 4000K 25

MicroMag 302MFK 26

MicroMag 301Plus 26

MicroMag 225 27

## MIG-MAG SINERGICO MIG-MAG SYNERGIC MIG-MAG SYNERGISCH

Pioneer 321MSR 28

Pioneer 321MKS 28

## TIG AC/DC WIG AC/DC

Cruiser 322AC/DC - 402AC/DC - 502AC/DC 29

Discovery 300AC/DC EVO 30

Discovery 221AC/DC EVO 31

Discovery 200AC/DC EVO 31

## TIG DC WIG DC

Cruiser 322T - 402T - 502T 32

Discovery 300T EVO 33

Discovery 220T EVO 33

Multipower 204T 34

Discovery 172T 35

Discovery 162T 35

## MMA E - HAND

Cruiser 322 - 402 - 502 36

Cruiser 300 37

Cruiser 200 37

Multipower 184 38

Cruiser 150TP 38

## TAGLIO PLASMA PLASMA CUTTING PLASMASCHNEIDEN

Voyager 75 EVO 39

Voyager 105 EVO 39

Voyager 75 BASIC 40

Voyager 105 BASIC 40

## ROBOTICA E AUTOMAZIONE ROBOTICS AND AUTOMATION ROBOTIK UND AUTOMATISIERUNG

Power Pulse Robot 41



**MMA  
E-HAND**



**MIG/MAG**



**PULSATO - DOPPIO PULSATO  
PULSE - DOUBLE PULSE  
PULS - DOPPEL PULS**



**TIG  
WIG**



**MULTIFUNZIONE  
MULTIFUNCTION  
MULTIFUNKTION**



**SCRICCATURA  
GOUGING  
FUGENHOBELN**



**TAGLIO PLASMA  
PLASMA CUTTING  
PLASMASCHNEIDEN**



**SCRICCATURA PLASMA  
PLASMA GOUGING  
PLASMA FUGENHOBELN**



## MMA CELL

L'elevata dinamica di erogazione della corrente di saldatura della funzione MMA cellulosico permette di saldare in maniera perfetta elettrodi di tipo cellulosico, incrementando il controllo della fusione e della penetrazione. Ideale per applicazioni idrauliche, su oleodotti e industria petrolchimica.

Digital control and excellent welding with cellulosic electrodes is an optimized combination also for piping and Oil & Gas industry applications.

Funktion zum Schweißen mit celluloseumhüllten Elektroden gestattet die verbesserte Kontrolle der Abschmelzung und der Einbrandtiefe. Ideal für den Einsatz in der Hydraulik, bei Pipelines und in der petrochemischen Industrie.



## TIG PULSATO 2,5KHz / TIG PULSED 2,5KHz/ WIG PULS 2,5KHz

Il TIG Pulsato con frequenza fino a 2500 Hz consente di saldare spessori sottilissimi con il pieno controllo dell'arco e un bassissimo apporto termico al pezzo.

The pulse TIG with frequency until 2500Hz allows to weld very thin materials with easy arc control and very low heat input on workpiece.

Hochfrequenz Puls WIG Lichtbogen bis 2500Hz gestattet eine hohe Energiebündelung im Kalottenkern und hervorragende Stützwirkung an der Nahtflanke. Extreme Lichtbogenfokussierung.



## TIG PULSATO SINERGICO / TIG PULSED SYNERGIC / WIG PULS SYNERGISCH

Utile per applicazioni su lamiere leggermente ossidate. Evita l'ebollizione del bagno e riduce la contaminazione dell'elettrodo.

Pre-set balanced parameters, stored in the Synergic Pulse TIG DC SYN curve, simplify Pulsed welding by adjusting only welding current.

Synergisch Puls die Alternative für die Dünnblechschweißung. Einfach perfekt Puls Schweißen. Bei dieser Funktion ist nur die Amperestromleistung einstellbar.



## Q-START

La funzione Q-START (Quick Start) è stata studiata per rendere ogni punto di saldatura rapido nell'esecuzione e non ossidato.

The Q-START (Quick start) function facilitates joining of the parts in the initial stage of the welding process.

Die Funktion Q-START (Quick Start) ermöglicht einen sehr schnellen Schweißstart, und reduziert somit unnötige Wärmeeinbringung im Werkstück.



## DYNAMIC ARC

Il DYNAMIC ARC è una funzione che permette, alla riduzione della tensione dell'arco, un aumento della corrente di saldatura e viceversa.

The DYNAMIC ARC function makes it possible to keep the product of Voltage x Current constant.

Die Funktion DYNAMIC ARC (DYNarc) erzeugt einen konzentrierten Lichtbogen, der die Wurzelerfassung verbessert und das Festhaften der Elektrode am Werkstück verhindert.



## Q-SPOT

La nuova funzione Q-SPOT facilita in modo determinante la saldatura a punti.

The Q-SPOT function makes it possible to minimise tacking times for light gauge sheet metal.

Die Funktion Q-SPOT, die das Heften erheblich vereinfacht. Einfache Anwendung und perfekte Hefter, Punkt für Punkt.

---



## MULTITACK

Il sistema MULTITACK consente di dosare con la massima precisione l'energia fornita al giunto limitando al minimo l'apporto termico e quindi le deformazioni plastiche.

The MULTITACK system makes possible to reduce heat input while joining limiting plastic deformations.

Diese MULTI-TACK Funktion reduziert den Wärmeeintrag während des Schweißens erheblich. Multitack Modus eignet sich zu Anwendungen, wo wenig Verzug und wenig Anlaufarben gefordert sind.

---



## EXTRA FUSION

Questa funzionalità consente di saldare spessori molto sottili con una punta dell'elettrodo di Tungsteno paragonabile a quella di un elettrodo per la saldatura TIG DC.

This makes it possible to create a highly penetrative and precise fusion bath so that very light gauge sheets can be welded with an electrode tip comparable to that of an electrode for DC - TIG welding.

Diese Funktion eignet sich zur Fokussierung bei Dünnschweißungen (Lichtbogen schmal / Elektrode Spitz) oder zur Erhöhung des Lichtbogensdrucks bei Wurzellagen.

---



## MIX AC/DC

Questa funzionalità permette di ottenere elevate velocità di saldatura creando più velocemente il bagno di saldatura a pezzo freddo.

This allows to obtain high welding speed and creating the weld puddle rapidly on a cold workpiece.

Es gestattet eine hohe Schweißgeschwindigkeit. Das Schweißbad entsteht sehr schnell, besonders geeignet für das Schweißen von großen Bauteildicken.

---



## HSL

Maggiore velocità di esecuzione / Maggiore deposito orario / Basso apporto termico e minori deformazioni plastiche / Migliori caratteristiche meccaniche / Maggiore penetrazione e minore rischio di incollature/ Minori costi di produzione e ammortamento.

Higher execution speed / Higher deposition rate / Lower heat input and less plastic deformation / Better mechanical properties/ Higher penetration, offers lower risk of lack of fusion / Lower production costs and depreciation.

Höhere Schweißgeschwindigkeit / Höhere Abschmelzleistung (Kg/h) / Reduzierter Energieeintrag und dadurch weniger Verzug / Verbesserte metallurgische Eigenschaften / Tieferer Einbrand, reduzierte Gefahr von Bindefehlern und Einbrandkerben / Geringere Fertigungskosten, schnelle Amortisierung.



## HIGH CONTROL

Incremento della stabilità dell'arco di saldatura con assenza quasi totale di spruzzi e micro proiezioni / Arco molto reattivo al movimento della torcia / Riduzione dell'energia trasmessa al pezzo saldato / Trasferimento molto lineare con una bagnabilità dei lembi ottimale ed una velocità di esecuzione molto elevata.

More stable welding arc, with almost no spatters and micro-projections / Very reactive arc to the torch movement / Reduced energy transmitted to the welded workpiece / Very linear transfer with an optimal edge wettability and a very high speed of execution.

Erhöhung der Lichtbogenstabilität fast ohne Spritzer / Sehr gut auf die Bewegung des Brenners reagierender Lichtbogen / Reduzierung der auf das geschweißte Werkstück übertragenen Energie / Besonders linearer Tropfenübergang, optimale Benetzung der Kanten und sehr hohe Ausführungsgeschwindigkeit

---



## K DEEP

Penetrazione stabilizzata al variare dello stick out / Geometria regolare del cordone per tutto il tratto saldato / Diminuzione dei difetti nel giunto saldato quali: penetrazione irregolare o mancanza di fusione.

K-deep, conceived in order to keep even the penetration during welding, independently from stick out variations / Joints defects, such as lack of fusion and irregular penetration are reduced at minimum / An excellent torch handling is granted to the welder.

Dieses Verfahren gewährleistet einen stabilen Einbrand auch bei Stickout-Schwankungen während des Schweißvorgangs / Verbessertes Einbrandverhalten und geringere Gefahr des Festklebens / Einfache Handhabung vom Brenner auch für den ungeübten Schweißer.

---



## POWER ROOT

Ottimizzazione della prima passata / Qualità garantita della saldatura in verticale discendente / Ottima operatività / Trasferimento freddo della goccia / Unione di lamiere sottili. Optimized root pass welding / Vertical down in sound weld quality / Better moldability / Cold droplet transfer / Thinsheet welding.

Sicheres Wurzelschweißen / Röntgensicheres Fallnahtschweißen / Deutlich verbesserte Modellierbarkeit / kälter Tropfentransfer / Schweißen dünnster Bleche.

---



## POWER FOCUS

Maggiore penetrazione e minore rischio di incollature / Maggiore velocità di esecuzione / Maggiore stabilità dell'arco anche con stick-out lunghi / Minori costi di preparazione dei giunti.

Higher penetration, lower risk of lack of fusion / Higher execution speed / Higher arc stability also with longer stick-out / Lower production costs.

Deutliche Erhöhte Einbrandtiefe / Höhere Schweißgeschwindigkeit / Maximale Lichtbogenstabilität bei Lichtbogensverlängerung / Geringere Fertigungskosten.



## **DSI (DIGITAL SENSE IGNITION)**

Riduzione dell'energia durante la fase di innesco dell'arco al fine di ridurre il numero di proiezioni ed esplosioni.

The new DSI function has been developed to reduce the energy during the arc ignition phase in order to minimize as much as possible the number of spatters related to the wire explosion.

Durch die Reduzierung des Energieeintrags in der Zündphase wurden die Drahtexplosionen drastisch verringert und somit ermöglicht der DSI (Digital Sense Ignition) eine nahezu Spritzerfreie Zündung!

---



## **POWER MIX**

Il processo Power MIX ha lo scopo di ridurre l'apporto termico medio al fine di riuscire ad eseguire saldature in posizione verticale ascendente, cordoni ad angolo o cordoni d'angolo esterni in tutte le posizioni con un ottima resa estetica del giunto ed esente da difetti.

The Power MIX process has the purpose of reducing the average heat input in order to be able to perform welds in an ascending vertical position, corner seams or external corner seams in all positions with an excellent aesthetic result of the joint and free from defects.

Unser Power-Mix Verfahren reduziert den durchschnittlichen Wärmeeintrag beim Schweißen von Steignähten, sowie beim Schweißen von Eck.- oder I-Nähten in allen Positionen. Das Ergebnis sind optisch Einwandfreie Schweißnähte.

---



## **GRIGLIATO / GRID / GITTER**

Modalità GRIGLIATO che agevola il taglio di pannelli appunto grigliati.

In addition, it is possible to take advantage of GRID mode to facilitate the cut of grated panels.

Der GITTER-Modus erleichtert das Schneiden von verzünderten Platten.

---



## **SYNERGIC PLASMA CUTTING**

Selezionando il tipo di materiale, il ricambio della torcia (45A - 70A - 85A o 105A) e lo spessore da tagliare, il display indicherà la velocità di taglio raccomandata e massima da utilizzare con sistemi automatici (pantografi, ecc.).

Selecting the type of material, the spare part of the torch (45A - 70A - 85A or 105A) and the thickness to be cut, the machine will display the recommended and maximum cutting speed to be used with automatic systems (pantographers, etc.)

Nach einstellen der gewünschten Parameter (Material, Materialstärke, Größe der Verschleißteile 45A-70A-85A-105A) wird die empfohlene, sowie maximale Schnittgeschwindigkeit angezeigt (Schnittdaten für den Automatisierten Betrieb).





## **POWER INVERTER INSIDE**

Maggiore Efficienza / Minore consumo di Energia  
Higher Efficiency / Lower Energy Demand  
Hoher Wirkungsgrad / Niedriger Energieverbrauch

---



## **W.ECO - TECHNOLOGY INSIDE**

Bassa emissione di correnti armoniche/ Minore assorbimento dalla rete.  
Lower harmonic current emissions / Lower input current.  
Niedrigere Energieemission / Niedrigere Eingangsspannung.

---



## **W.ECO - POWER FACTOR CORRECTOR**

In conformità alla norma CE, EN 60974-10, la tecnologia W.ECO PFC permette di ridurre le emissioni armoniche in rete, diminuire del 20% la corrente assorbita dalla rete e aumentare il rendimento dell' inverter.

In compliance with the CE, EN 60974-10 standard.W.ECO PFC reduces harmonic current emissions and 20% input current, increasing the power inverter efficiency.

In Einklang mit der Norm CE, EN 60974-10 gestattet die Technologie W.ECO die Begrenzung der Erzeugung von Oberwellen im speisenden Energieversorgungssystem, die Senkung der Stromaufnahme vom Netz um 20% und die Erhöhung des Wirkungsgrads des Inverters.

---



## **TOTAL PROTECTION**

Massima affidabilità  
Maximum reliability  
Maximale Zuverlässigkeit

---



## **VOLT REDUCTION DEVICE**

Massima sicurezza  
Maximum safety  
Maximale Sicherheit

---



## **HAC - HYBRID ARC CONTROL**

Arco morbido, assenza di spruzzi / Migliori saldature, reale risparmio  
Soft Arc, Low Spattering / Better welds, Money Savings  
Geringe Spritzerbildung / bessere Schweißergebnisse Kosten spend



## WECO DIGITAL CONTROL

L'inverter è controllato digitalmente attraverso il dispositivo DSP (Digital Signal Processor) di ultima generazione che permette un controllo dell'arco di saldatura rapido e preciso.

The Inverter is by the latest generation DSP device (Digital Signal Processor) digitally controlled, this permits a steady precise and quick adjustment of the welding arc.

Der Inverter wird durch die neuste Generation DSP Steuerung (Digital Signal Processor) digital geregelt, das ermöglicht eine genaue und schnelle Kontrolle vom Schweißlichtbogen.



## MULTIVOLTAGE

La macchina può essere collegata alla rete di alimentazione trifase più comune, adattandosi automaticamente alla tensione disponibile in loco per garantire una saldatura sempre perfetta.

The Power Source can be connected to most common three-phase supply-net, it means that the inverter adjusts automatically its parameters to the available supplying voltage in order to grant in any case a perfect welding.

Das Gerät kann an jede durchgängige Dreiphasen-Netzspeisung angeschlossen werden, d.h. passt sich der Anlagebetrieb an die verfügbare Netzspannung automatisch an, so dass ein perfektes Schweißen immer gewährleistet wird.



## QUICK SETTING

Massima semplicità d'uso e interfaccia intuitiva, anche per il saldatore meno esperto.

Very intuitive and user-friendly interface, even for the less experienced welders.

Quick Setting Schnittstelle Die einfache und zuverlässige Bedienoberfläche ermöglicht einen schnellen Zugang zu allen Parametern.



## MOTOGENERATORE / GENERATOR / STROMAGGREGAT

La modalità MOTOGENERATORE consente di impostare la potenza nominale disponibile dal motogeneratore in moto tale da ottimizzare gli assorbimenti per proteggere la saldatrice e sfruttare al massimo la potenza disponibile.

GENERATOR mode allows to set available nominal power of power source to optimize the absorptions to protect the welding machine and exploit the available power.

Wenn die Voyager 105 mit einem Stromaggregat betreiben wird gibt es die Möglichkeit, die Leistung vom Stromerzeuger je nach Bedarf anzupassen.

Dies vermeidet ein Abschalten bei Überlastung und schützt somit die Stromquelle vor evtl. Beschädigung.



## POWER LIMIT

La Tecnologia POWER LIMIT è stata concepita per proteggere il sistema di alimentazione da sovraccarichi di potenza che si possono verificare durante la fase di taglio.

The POWER LIMIT Technology has been designed to protect the power supply system from overloads that may occur during the cutting phase.

Die POWER LIMIT-Technologie wurde entwickelt, um die Stromversorgung bei Stromschwankungen zu garantieren und vor Überlastung zu Schützen.

## Weco Data Manager

---



Weco ha sviluppato lo strumento DATA MANAGER per avere un controllo e un monitoraggio completi della saldatura eseguita.

Weco has developed the DATA MANAGER tool for complete welding control and monitoring.

Weco hat sein eigenes DATA-MANAGER SYSTEM entwickelt um eine nachvollziehbare Dokumentation der verwendeten Schweißprozessdaten erstellen zu können.

## Certificazioni / Certifications / Zertifizierung

---



Per i generatori MIG/MAG sinergico o ad arco pulsato sono disponibili le nostre WPQR per la creazione delle WPS relative ai prodotti che necessitano di approvazione EN1090.

Qualification of welding procedures according to DIN EN 1090. The complete WPQR packet for execution class 1 and 2 up to S355 is available for MIG/MAG power sources in Weco's range.

Qualifizierung der Schweißverfahren für die DIN EN 1090 Das Gesampaket WPQR für EXC1 und EXC 2 bis S355 bezüglich aller Weco MIG/MAG Anlagen wird unseren Kunden zur Verfügung gestellt.



Weco srl, produttore di impianti per saldatura con sede in Corso Noblesville n.8, 35013, Cittadella si impegna a riconoscere sui prodotti una garanzia secondo i termini specificati nel Libretto apposito. L'innovazione è per noi uno dei valori in cui più crediamo e investiamo dal 1997. Lo scopo è di migliorare continuamente e rendere sempre più affidabili i nostri prodotti. Vogliamo mettere al centro i vostri bisogni e diventare sempre più vostri partner di fiducia.

---

Weco srl, manufacturer of welding systems based in Corso Noblesville n.8, 35013, Cittadella, (Padova) Italy is committed to recognize a guarantee on the products according to the terms specified in the specific booklet. Innovation is the principal value to which we are committed. Since 1997 we have continuously invested in technical advancements. Progressing and improving the process of going forward to bring confidence in the reliability of our products. The fundamental purpose of our business is to provide the satisfaction to your needs and demands as a trusted supplier, endlessly strengthening our Partnership.

---

Weco Srl, Hersteller von Schweißanlagen mit Sitz in Corso Noblesville n.8, 35013, Cittadella, (Padova), Italien, verpflichtet sich zur Gewährung einer Garantie auf alle ihre Produkte laut der festgestellten Garantiebedingungen im gewidmeten Garantieheft enthalten. Eine ständige Investition ist unser Hauptziel. Aus diesem Grund investiert WECO seit 1997 ständig in die Weiterentwicklung und Zuverlässigkeit unserer Produkte. Die Umsetzung der Bedürfnisse und Anforderungen unserer Kunden ist ein weiterer Kernpunkt unserer Arbeit.



# Power Pulse Digital 405d - 505d

3 x 230Vac - 3 x 400Vac



## Processi - Processes - Prozesse



## Tecnologia - Technology - Technologie



## Funzioni - Functions - Funktionen



## Extra



POWER PULSE 405d						
$D \Rightarrow$	3x400Vac $\pm$ 15% @ 50-60Hz			3x230Vac $\pm$ 15% @ 50-60Hz		
$\Rightarrow$	25 A			30A		
$\Rightarrow$	MIG-MAG	MMA E-HAND	TIG WIG	MIG-MAG	MMA E-HAND	TIG WIG
% <sub>40°C</sub>	100%	100%	100%	100%	100%	100%
$I_{max}$	400A	400A	400A	350A	350A	400A
$I_s$	10A-400A	10A-400A	5A-400A	10A-350A	10A-350A	5A-400A
$U_s/U_r$	70V/19V					
$P_{max}$	16,8kVA - 16kW					
IP	23					
$L$	1160 x 670 x 1420mm					
$\Rightarrow$	KIT 405d PP WF205 4m H <sub>2</sub> O - 130,0Kg					

POWER PULSE 505d												
$D \Rightarrow$	3x400Vac $\pm$ 15% @ 50-60Hz									3x230Vac $\pm$ 15% @ 50-60Hz		
$\Rightarrow$	30A									30A		
$\Rightarrow$	MIG-MAG			MMA E-HAND			TIG WIG			MIG-MAG	MMA E-HAND	TIG WIG
% <sub>40°C</sub>	50%	60%	100%	50%	60%	100%	50%	60%	100%	100%	100%	100%
$I_{max}$	500A	450A	400A	500A	450A	400A	500A	450A	400A	350A	350A	400A
$I_s$	10A-500A			10A-500A			5A-500A			10A-350A	10A-350A	5A-400A
$U_s/U_r$	70V/19V											
$P_{max}$	23,7kVA - 22,6kW											
IP	23											
$L$	1160 x 670 x 1420mm											
$\Rightarrow$	KIT 505d PP WF205 4m H <sub>2</sub> O - 130,0Kg											

# Power Pulse Digital 405dms - 505dms

3 x 230Vac - 3 x 400Vac



## Processi - Processes - Prozesse



## Tecnologia - Technology - Technologie



## Funzioni - Functions - Funktionen



## Extra



POWER PULSE 405dms						
$D_{\Delta}$	3x400Vac $\pm$ 15% @ 50-60Hz			3x230Vac $\pm$ 15% @ 50-60Hz		
$I_{max}$	25 A			30A		
$I_{arc}$	MIG-MAG	MMA E-HAND	TIG WIG	MIG-MAG	MMA E-HAND	TIG WIG
% <sub>APC</sub>	100%	100%	100%	100%	100%	100%
$I_{max}$	400A	400A	400A	350A	350A	400A
$I_{max}$	10A-400A	10A-400A	5A-400A	10A-350A	10A-350A	5A-400A
$U_0/U_1$	70V/19V					
$P_{max}$	16,8kVA - 16kW					
IP	23					
$L$	1160 x 670 x 1420mm					
$\text{KIT}$	KIT 405dms PP WF205p 4m H <sub>2</sub> O - 130,0Kg					

POWER PULSE 505dms												
$D_{\Delta}$	3x400Vac $\pm$ 15% @ 50-60Hz									3x230Vac $\pm$ 15% @ 50-60Hz		
$I_{max}$	30A									30A		
$I_{arc}$	MIG-MAG			MMA E-HAND			TIG WIG			MIG-MAG	MMA E-HAND	TIG WIG
% <sub>APC</sub>	50%	60%	100%	50%	60%	100%	50%	60%	100%	100%	100%	100%
$I_{max}$	500A	450A	400A	500A	450A	400A	500A	450A	400A	350A	350A	400A
$I_{max}$	10A-500A			10A-500A			5A-500A			10A-350A	10A-350A	5A-400A
$U_0/U_1$	70V/19V											
$P_{max}$	23,7kVA - 22,6kW											
IP	23											
$L$	1160 x 670 x 1420mm											
$\text{KIT}$	KIT 505dms PP WF205p 4m H <sub>2</sub> O - 130,0Kg											

# Power Pulse Digital 405d - 505d RC Version

3 x 230Vac - 3 x 400Vac



## Processi - Processes - Prozesse



## Tecnologia - Technology - Technologie



## Funzioni - Functions - Funktionen



## Extra



POWER PULSE 405d						
$D \Rightarrow$	3x400Vac $\pm$ 15% @ 50-60Hz			3x230Vac $\pm$ 15% @ 50-60Hz		
$\Rightarrow$	25 A			30A		
$\Rightarrow$	MIG-MAG	MMA E-HAND	TIG WIG	MIG-MAG	MMA E-HAND	TIG WIG
% <sub>40°C</sub>	100%	100%	100%	100%	100%	100%
$I_{max}$	400A	400A	400A	350A	350A	400A
$I_s$	10A-400A	10A-400A	5A-400A	10A-350A	10A-350A	5A-400A
$U_s/U_r$	70V/19V					
$P_{max}$	16,8kVA - 16kW					
IP	23					
$L$	1160 x 670 x 1420mm					
$\Rightarrow$	KIT 405d PP WF205 4m H <sub>2</sub> O - 130,0Kg					

POWER PULSE 505d												
$D \Rightarrow$	3x400Vac $\pm$ 15% @ 50-60Hz									3x230Vac $\pm$ 15% @ 50-60Hz		
$\Rightarrow$	30A									30A		
$\Rightarrow$	MIG-MAG			MMA E-HAND			TIG WIG			MIG-MAG	MMA E-HAND	TIG WIG
% <sub>40°C</sub>	50%	60%	100%	50%	60%	100%	50%	60%	100%	100%	100%	100%
$I_{max}$	500A	450A	400A	500A	450A	400A	500A	450A	400A	350A	350A	400A
$I_s$	10A-500A			10A-500A			5A-500A			10A-350A	10A-350A	5A-400A
$U_s/U_r$	70V/19V											
$P_{max}$	23,7kVA - 22,6kW											
IP	23											
$L$	1160 x 670 x 1420mm											
$\Rightarrow$	KIT 505d PP WF205 4m H <sub>2</sub> O - 130,0Kg											



# Power Pulse 3200K - 4000K

3 x 400Vac



## Processi - Processes - Prozesse



(4000K)

## Tecnologia - Technology - Technologie



## Funzioni - Functions - Funktionen



## Extra



POWER PULSE 3200K						
$D \Rightarrow$	3x400Vac $\pm$ 15% @ 50-60Hz					
	20A					
	MIG-MAG		TIG WIG		MMA E-HAND	
% <sub>40°C</sub>	60%	100%	60%	100%	60%	100%
$I_{\text{max}}$	320A	260A	320A	260A	320A	260A
$I_{\text{r}}$	10A-320A		5A-320A		10A-320A	
$U_{\text{r}}/U_{\text{i}}$	66V/6,6V					
$P_{\text{max}}$	12,7kVA - 12,2kW					
IP	23S					
$L$	722 x 293 x 466mm					
$\text{C} \text{ C} \text{ C}$	30,8Kg					

POWER PULSE 4000K									
$D \Rightarrow$	3x400Vac $\pm$ 15% @ 50-60Hz								
	32A								
	MIG-MAG			TIG WIG			MMA E-HAND		
% <sub>40°C</sub>	40%	60%	100%	40%	60%	100%	40%	60%	100%
$I_{\text{max}}$	400A	350A	280A	400A	350A	280A	400A	350A	280A
$I_{\text{r}}$	10A-400A			5A-400A			10A-400A		
$U_{\text{r}}/U_{\text{i}}$	66V/6,6V								
$P_{\text{max}}$	17,6kVA - 16,7kW								
IP	23S								
$L$	722 x 293 x 466mm								
$\text{C} \text{ C} \text{ C}$	33,6Kg								

# Micropulse 225

1 x 230Vac



MICROPULSE 225									
	1x230Vac ± 15% @ 50-60Hz								
	T16A								
	MIG - MAG			TIG - WIG			MMA - E-HAND		
% <sub>40°C</sub>	30%	60%	100%	55%	60%	100%	40%	60%	100%
	220A	175A	145A	220A	210A	175A	180A	155A	125A
I <sub>s</sub>	10A - 220A			10A - 220A			10A - 180A		
U <sub>s</sub> /U <sub>t</sub>	52V/5V								
P <sub>max</sub>	6,5kVA - 6,4kW								
IP	23								
	509 x 226 x 368mm								
	16Kg								

## Processi - Processes - Prozesse



## Funzioni - Functions - Funktionen



## Tecnologia - Technology - Technologie



# Power Pulse 322AC/DC - 402AC/DC - 502AC/DC / Twin Feeder

3 x 400Vac



TWIN FEEDER

POWER PULSE 322 AC/DC									
	3x400Vac ± 15% @ 50-60Hz								
	25A								
	MIG - MAG			TIG - WIG			MMA - E-HAND		
% <sub>40°C</sub>	40%	60%	100%	45%	60%	100%	45%	60%	100%
•I <sub>2</sub>	320A	270A	240A	320A	280A	240A	300A	270A	240A
I <sub>s</sub>	20A - 320A			5A - 320A			10A - 300A		
U <sub>0</sub> /U <sub>1</sub>	72V/11V								
P <sub>max</sub>	15,2kVA - 12,0kW								
IP	23								
⊥	1160 x 670 x 1530mm								
	KIT 322AC/DC PP WF104 TF H <sub>2</sub> O - 197,9Kg								

POWER PULSE 402 AC/DC									
	3x400Vac ± 15% @ 50-60Hz								
	32A								
	MIG-MAG			TIG - WIG			MMA - E-HAND		
% <sub>40°C</sub>	50%	60%	100%	50%	60%	100%	50%	60%	100%
•I <sub>2</sub>	400A	380A	340A	400A	380A	340A	400A	370A	340A
I <sub>s</sub>	20A - 400A			5A - 400A			10A - 400A		
U <sub>0</sub> /U <sub>1</sub>	81V/9V								
P <sub>max</sub>	18,4kVA - 16,8kW								
IP	23								
⊥	1160 x 670 x 1530mm								
	KIT 402AC/DC PP WF104 TF H <sub>2</sub> O - 208,0Kg								

POWER PULSE 502 AC/DC									
	3x400Vac ± 15% @ 50-60Hz								
	32A								
	MIG - MAG			TIG - WIG			MMA - E-HAND		
% <sub>40°C</sub>	30%	60%	100%	30%	60%	100%	30%	60%	100%
•I <sub>2</sub>	500A	380A	340A	500A	380A	340A	500A	370A	340A
I <sub>s</sub>	20A - 500A			5A - 500A			10A - 500A		
U <sub>0</sub> /U <sub>1</sub>	81V/9V								
P <sub>max</sub>	25,5kVA - 23,4kW								
IP	23								
⊥	1160 x 670 x 1530mm								
	KIT 502AC/DC PP WF104 TF H <sub>2</sub> O - 208,0Kg								

## Processi - Processes - Prozesse



## Tecnologia - Technology - Technologie



## Funzioni - Functions - Funktionen



## Extra



# Power Pulse 322T - 402T - 502T / Twin Feeder

3 x 400Vac



TWIN FEEDER

POWER PULSE 322T									
	3x400Vac ± 15% @ 50-60Hz								
	25A								
	MIG - MAG			TIG - WIG			MMA - E-HAND		
% <sub>40°C</sub>	-	60%	100%	-	60%	100%	-	60%	100%
•I <sub>2</sub>	-	320A	260A	-	320A	260A	-	300A	250A
I <sub>s</sub>	10A - 320A			5A - 320A			10A - 300A		
U <sub>0</sub> /U <sub>1</sub>	73V/10V								
P <sub>max</sub>	15,2kVA - 11,6kW								
IP	23								
⊥	1160 x 670 x 1530mm								
	KIT 322T PP WF104 TF H <sub>2</sub> O - 196,5Kg								

POWER PULSE 402T									
	3x400Vac ± 15% @ 50-60Hz								
	32A								
	MIG-MAG			TIG - WIG			MMA - E-HAND		
% <sub>40°C</sub>	100%			100%			100%		
•I <sub>2</sub>	400A								
I <sub>s</sub>	10A - 400A			5A - 400A			10A - 400A		
U <sub>0</sub> /U <sub>1</sub>	83V/9V								
P <sub>max</sub>	18,4kVA - 16,8kW								
IP	23								
⊥	1160 x 670 x 1530mm								
	KIT 402T PP WF104 TF H <sub>2</sub> O - 206,7Kg								

POWER PULSE 502T									
	3x400Vac ± 15% @ 50-60Hz								
	40A								
	MIG - MAG			TIG - WIG			MMA - E-HAND		
% <sub>40°C</sub>	50%	60%	100%	50%	60%	100%	50%	60%	100%
•I <sub>2</sub>	500A	450A	400A	500A	460A	400A	500A	450A	400A
I <sub>s</sub>	10A - 500A			5A - 500A			10A - 500A		
U <sub>0</sub> /U <sub>1</sub>	83V/9V								
P <sub>max</sub>	25,5kVA - 23,4kW								
IP	23								
⊥	1160 x 670 x 1530mm								
	KIT 502T PP WF104 TF H <sub>2</sub> O - 206,7Kg								

## Processi - Processes - Prozesse



## Tecnologia - Technology - Technologie



## Funzioni - Functions - Funktionen



## Extra



# Pioneer Pulse 403MSR - 503MSR

3 x 400Vac



PIONEER PULSE 403 MSR					
	3x400Vac ± 15% @ 50-60Hz				
	25A				
	MIG - MAG		TIG - WIG		MMA - E-HAND
% <sub>40°C</sub>	65%	100%	100%		65% 100%
$\cdot I_2$	400A	370A	400A		400A 370A
$I_1$	10A - 400A		10A - 400A		10A - 400A
U <sub>0</sub> /U <sub>1</sub>	62V/10V				
P <sub>max</sub>	19,3KVA - 16,4 KW				
IP	23				
$\perp$	460 x 990 x 1370mm				
	KIT 403MSR PP 4m H <sub>2</sub> O BASIC - 118,5Kg				

PIONEER PULSE 503 MSR									
	3x400Vac ± 15% @ 50-60Hz								
	32A								
	MIG - MAG			TIG - WIG			MMA - E-HAND		
% <sub>40°C</sub>	30%	60%	100%	35%	60%	100%	30%	60%	100%
$\cdot I_2$	500A	430A	400A	500A	450A	400A	500A	430A	400A
$I_1$	10A - 500A			10A - 500A			10A - 500A		
U <sub>0</sub> /U <sub>1</sub>	62V/10V								
P <sub>max</sub>	25,5kVA - 22,3kW								
IP	23								
$\perp$	460 x 990 x 1370mm								
	KIT 503MSR PP 4m H <sub>2</sub> O BASIC - 118,5Kg								

## Processi - Processes - Prozesse



## Tecnologia - Technology - Technologie



## Funzioni - Functions - Funktionen



## Extra



# Pioneer Pulse 3200K - 4000K

3 x 400Vac



## Processi - Processes - Prozesse



(4000K)

## Tecnologia - Technology - Technologie



## Funzioni - Functions - Funktionen



PIONEER PULSE 3200K									
	3x400Vac ± 15% @ 50-60Hz								
	20A								
	MIG-MAG			TIG - WIG			MMA - E-HAND		
% <sub>40°C</sub>	40%	60%	100%	40%	60%	100%	40%	60%	100%
	320A	280A	240A	320A	280A	240A	320A	280A	240A
I <sub>s</sub>	10A-320A			5A-320A			10A-320A		
U <sub>0</sub> /U <sub>1</sub>	66V/6,6V								
P <sub>max</sub>	12,7kVA - 12,1kW								
IP	23S								
	722 x 293 x 466mm								
	30,8Kg								

PIONEER PULSE 4000K									
	3x400Vac ± 15% @ 50-60Hz								
	32A								
	MIG-MAG			TIG - WIG			MMA - E-HAND		
% <sub>40°C</sub>	40%	60%	100%	40%	60%	100%	40%	60%	100%
	400A	350A	280A	400A	350A	280A	400A	350A	280A
I <sub>s</sub>	10A-400A			5A-400A			10A-400A		
U <sub>0</sub> /U <sub>1</sub>	66V/6,6V								
P <sub>max</sub>	17,6kVA - 16,7kW								
IP	23S								
	722 x 293 x 466mm								
	33,6Kg								

# MicroPulse 302MFK

3 x 400Vac



MICROPULSE 302 MFK									
	3x400Vac ± 15% @ 50-60Hz								
	16A								
	MIG - MAG			TIG - WIG			MMA		
%d <sub>spc</sub>	35%	60%	100%	50%	60%	100%	40%	60%	100%
	300A	230A	200A	250A	240A	210A	250A	220A	190A
I <sub>t</sub>	10A - 300A			5A - 250A			5A - 250A		
U <sub>o</sub> /U <sub>i</sub>	60V/11V								
P <sub>max</sub>	10,3kVA - 9,7kW								
IP	23S								
	560 x 280 x 390mm								
	24,4Kg								

## Processi - Processes - Prozesse



## Tecnologia - Technology - Technologie



## Funzioni - Functions - Funktionen



## Extra





PIONEER 403 MSR					
	3x400Vac ± 15% @ 50-60Hz				
	25A				
	MIG - MAG		TIG - WIG		MMA - E-HAND
% <sub>spc</sub>	65%	100%	100%		65% 100%
$I_{max}$	400A	370A	400A		400A 370A
$I_s$	10A - 400A		10A - 400A		10A - 400A
U <sub>0</sub> /U <sub>1</sub>	62V/10V				
P <sub>max</sub>	19,3kVA - 16,4 kW				
IP	23				
⊥	460 x 990 x 1370mm				
	KIT 403MSR H <sub>2</sub> O BASIC - 118,5 Kg				

PIONEER 503 MSR									
	3x400Vac ± 15% @ 50-60Hz								
	32A								
	MIG - MAG			TIG - WIG			MMA - E-HAND		
% <sub>spc</sub>	30%	60%	100%	35%	60%	100%	30%	60%	100%
$I_{max}$	500A	430A	400A	500A	450A	420A	500A	430A	400A
$I_s$	10A - 500A			10A - 500A			10A - 500A		
U <sub>0</sub> /U <sub>1</sub>	62V/10V								
P <sub>max</sub>	25,5kVA - 22,3kW								
IP	23								
⊥	460 x 990 x 1370mm								
	KIT 503MSR H <sub>2</sub> O BASIC - 118,5Kg								

## Processi - Processes - Prozesse



## Tecnologia - Technology - Technologie



## Funzioni - Functions - Funktionen



## Extra







## Processi - Processes - Prozesse



(4000K)

## Tecnologia - Technology - Technologie

## Funzioni - Functions - Funktionen



PIONEER 3200K									
	3x400Vac ± 15% @ 50-60Hz								
	20A								
	MIG-MAG			TIG - WIG			MMA - E-HAND		
% <sub>0-100°C</sub>	40%	60%	100%	40%	60%	100%	40%	60%	100%
	320A	280A	240A	320A	280A	240A	320A	280A	240A
I <sub>2</sub>	10A-320A			5A-320A			10A-320A		
U <sub>0</sub> /U <sub>1</sub>	66V/6,6V								
P <sub>max</sub>	12,7kVA - 12,1kW								
IP	23S								
	722 x 293 x 466mm								
	30,8Kg								

PIONEER 4000K									
	3x400Vac ± 15% @ 50-60Hz								
	32A								
	MIG-MAG			TIG - WIG			MMA - E-HAND		
% <sub>0-100°C</sub>	40%	60%	100%	40%	60%	100%	40%	60%	100%
	400A	350A	280A	400A	350A	280A	400A	350A	280A
I <sub>2</sub>	10A-400A			5A-400A			10A-400A		
U <sub>0</sub> /U <sub>1</sub>	66V/6,6V								
P <sub>max</sub>	17,6kVA - 16,7kW								
IP	23S								
	722 x 293 x 466mm								
	33,6Kg								

# MicroMag 302MFK

3 x 400Vac



MICROMAG 302 MFK									
	3x400Vac ± 15% @ 50-60Hz								
	16A								
	MIG - MAG			TIG - WIG			MMA - E-HAND		
% <sub>40°C</sub>	35%	60%	100%	50%	60%	100%	40%	60%	100%
$I_s$	300A	230A	200A	250A	240A	210A	250A	220A	190A
$I_s$	10A - 300A			5A - 250A			10A - 250A		
U <sub>0</sub> /U <sub>1</sub>	60V/11V								
P <sub>max</sub>	10,3kVA - 9,7kW								
IP	23S								
$\varnothing$	560 x 280 x 390mm								
	23,4Kg								

Processi - Processes - Prozesse



Tecnologia - Technology - Technologie



Extra



# MicroMag 301PLUS

3 x 400Vac



MICROMAG 301 PLUS									
	3x400Vac ± 15% @ 50-60Hz								
	16A								
	MIG - MAG			TIG - WIG			MMA - E-HAND		
% <sub>40°C</sub>	35%	60%	100%	50%	60%	100%	40%	60%	100%
$I_s$	300A	230A	200A	250A	240A	210A	250A	220A	190A
$I_s$	10A - 300A			5A - 250A			5A - 250A		
U <sub>0</sub> /U <sub>1</sub>	53V/11V								
P <sub>max</sub>	10,3kVA - 9,7kW								
IP	23S								
$\varnothing$	410x 270 x 355mm								
	19,7Kg								

Processi - Processes - Prozesse



Tecnologia - Technology - Technologie



# MicroMag 225

1 x 230Vac



MICROMAG 225									
	1x230Vac ± 15% @ 50-60Hz								
	T16A								
	MIG - MAG			TIG - WIG			MMA - E-HAND		
% <sub>40°C</sub>	30%	60%	100%	55%	60%	100%	40%	60%	100%
	220A	175A	145A	220A	210A	175A	180A	155A	125A
I <sub>s</sub>	10A - 220A			10A - 220A			10A - 180A		
U <sub>s</sub> /U <sub>i</sub>	52V/5V								
P <sub>max</sub>	6,5kVA - 6,4kW								
IP	23								
	509 x 226 x 368mm								
	16Kg								

## Processi - Processes - Prozesse



## Funzioni - Functions - Funktionen



## Tecnologia - Technology - Technologie



# Pioneer 321MSR

3 x 400Vac



Processi - Processes - Prozesse



Tecnologia - Technology - Technologie



PIONEER 321 MSR			
	3x400Vac ± 15% @ 50-60Hz		
	16A		
	MIG-MAG		
% <sub>40°C</sub>	45%	60%	100%
$\cdot I_s$	320A	280A	230A
$I_s$	20A - 320A		
$U_o/U_i$	53V/10V		
$P_{max}$	11,6kVA - 11,1kW		
IP	23		
$L$	1110 x 550 x 1400mm		
	KIT 321MSR H <sub>2</sub> O - 128,4Kg		

Extra



# Pioneer 321MKS

3 x 400Vac



Processi - Processes - Prozesse



Tecnologia - Technology - Technologie



PIONEER 321 MKS			
	3x400Vac ± 15% @ 50-60Hz		
	16A		
	MIG-MAG		
% <sub>40°C</sub>	45%	60%	100%
$\cdot I_s$	320A	280A	230A
$I_s$	20A - 320A		
$U_o/U_i$	53V/10V		
$P_{max}$	11,6kVA - 11,1kW		
IP	23		
$L$	1110 x 550 x 805mm		
	KIT 321MKS H <sub>2</sub> O - 90,8Kg		

Extra



# Cruiser 322AC/DC - 402AC/DC - 502AC/DC

3 x 400Vac



CRUISER 322 AC/DC						
	3x400Vac ± 15% @ 50-60Hz					
	32A					
	TIG-WIG			MMA - E-HAND		
% <sub>UPC</sub>	45%	60%	100%	45%	60%	100%
$\cdot I_s$	320A	280A	240A	300A	270A	240A
$I_s$	5A - 320A			10A - 300A		
U <sub>0</sub> /U <sub>1</sub>	72V/11V					
P <sub>max</sub>	14,7kVA - 11,3kW					
IP	23					
$\perp$	690 x 290 x 450mm					
	KIT 402AC/DC CRUISER H <sub>2</sub> O - 110,2Kg					

CRUISER 402 AC/DC						
	3x400Vac ± 15% @ 50-60Hz					
	32A					
	TIG-WIG			MMA - E-HAND		
% <sub>UPC</sub>	50%	60%	100%	50%	60%	100%
$\cdot I_s$	400A	380A	340A	400A	370A	340A
$I_s$	5A - 400A			10A - 400A		
U <sub>0</sub> /U <sub>1</sub>	81V/9V					
P <sub>max</sub>	18,4kVA - 16,8kW					
IP	23					
$\perp$	690 x 290 x 450mm					
	KIT 402AC/DC CRUISER H <sub>2</sub> O - 120,3Kg					

CRUISER 502 AC/DC						
	3x400Vac ± 15% @ 50-60Hz					
	40A					
	TIG-WIG			MMA - E-HAND		
% <sub>UPC</sub>	30%	60%	100%	30%	60%	100%
$\cdot I_s$	500A	380A	340A	500A	370A	340A
$I_s$	5A - 400A			10A - 400A		
U <sub>0</sub> /U <sub>1</sub>	81V/9V					
P <sub>max</sub>	25,5kVA - 23,4kW					
IP	23					
$\perp$	690 x 290 x 450mm					
	KIT 502AC/DC CRUISER H <sub>2</sub> O - 120,3Kg					

## Processi - Processes - Prozesse



## Tecnologia - Technology - Technologie



## Funzioni - Functions - Funktionen



# Discovery 300AC/DC EVO

3 x 400Vac



## Processi - Processes - Prozesse

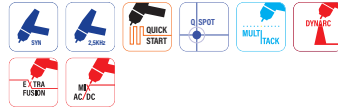


## Tecnologia - Technology - Technologie



DISCOVERY 300 AC/DC EVO						
	3x400Vac ± 15% @ 50-60Hz					
	20A					
	TIG - WIG			MMA - E-HAND		
% <sub>40°C</sub>	30%	60%	100%	30%	60%	100%
$I_{max}$	300A	220A	180A	300A	220A	180A
$I_s$	5A - 300A			10A - 300A		
U <sub>0</sub> /U <sub>1</sub>	59V/9V					
P <sub>max</sub>	14,6kVA - 11,4kW					
IP	23S					
⊥	460 x 230 x 325mm					
	23,4Kg					

## Funzioni - Functions - Funktionen



# Discovery 221AC/DC EVO

1 x 230Vac



## Processi - Processes - Prozesse

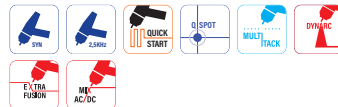


## Tecnologia - Technology - Technologie



DISCOVERY 221 AC/DC EVO						
	1x230Vac ± 15% @ 50-60Hz					
	16A			25A		
	TIG - WIG			MMA - E-HAND		
% <sub>40°C</sub>	35%	60%	100%	40%	60%	100%
$I_{max}$	220A	180A	160A	180A	150A	120A
$I_s$	5A - 220A			10A - 180A		
U <sub>0</sub> /U <sub>1</sub>	79V/12V					
P <sub>max</sub>	6,2kVA - 6,1KW					
IP	23S					
⊥	460 x 230 x 325mm					
	19Kg					

## Funzioni - Functions - Funktionen



# Discovery 200AC/DC EVO

1 x 230Vac



DISCOVERY 200 AC/DC EVO						
	1x230Vac ± 15% @ 50-60Hz					
	16A		25A			
	TIG - WIG			MMA - E-HAND		
$\%_{dprc}$	30%	60%	100%	40%	60%	100%
$I_{max}$	200A	150A	130A	150A	130A	120A
$I_{min}$	7A - 200A			7A - 150A		
$U_o/U_r$	88V/ 10V					
$P_{max}$	6,3kW					
IP	23S					
$L$	460 x 230 x 325mm					
	17,6Kg					

## Processi - Processes - Prozesse



## Funzioni - Functions - Funktionen



## Tecnologia - Technology - Technologie



# Cruiser 322T - 402T - 502T

3 x 400Vac



CRUISER 322T				
	1x230Vac ± 15% @ 50-60Hz			
	25A			
	TIG - WIG		MMA - E-HAND	
% <sub>40°C</sub>	60%	100%	60%	100%
$\cdot I_2$	320A	260A	300A	250A
$I_s$	5A - 320A		10A - 300A	
$U_o/U_i$	73V/10V			
$P_{max}$	14,3kVA - 11,0kW			
IP	23			
$\perp$	690 x 290 x 450mm			
	KIT 322T CRUISER H <sub>2</sub> O - 108,8Kg			

CRUISER 402T				
	3x400Vac ± 15% @ 50-60Hz			
	32A			
	TIG - WIG		MMA - E-HAND	
% <sub>40°C</sub>	100%		100%	
$\cdot I_2$	400A		400A	
$I_s$	5A - 400A		10A - 400A	
$U_o/U_i$	83V/9V			
$P_{max}$	18,4kVA - 16,8kW			
IP	23			
$\perp$	690 x 290 x 450mm			
	KIT 402T CRUISER H <sub>2</sub> O - 119,0Kg			

CRUISER 502T						
	3x400Vac ± 15% @ 50-60Hz					
	40A					
	TIG - WIG			MMA - E-HAND		
% <sub>40°C</sub>	50%	60%	100%	50%	60%	100%
$\cdot I_2$	500A	460A	400A	500A	450A	400A
$I_s$	5A - 500A			10A - 500A		
$U_o/U_i$	83V/9V					
$P_{max}$	25,5kVA - 23,4kW					
IP	23					
$\perp$	690 x 290 x 450mm					
	KIT 502T CRUISER H <sub>2</sub> O - 119,0Kg					

## Processi - Processes - Prozesse



## Tecnologia - Technology - Technologie



## Funzioni - Functions - Funktionen





# Discovery 300T EVO

3 x 400Vac



## Processi - Processes - Prozesse



## Tecnologia - Technology - Technologie



DISCOVERY 300T EVO						
	3x400Vac ± 15% @ 50-60Hz					
	20A					
	TIG - WIG			MMA - E-HAND		
% <sub>40°C</sub>	50%	60%	100%	40%	60%	100%
$I_{max}$	300A	250A	210A	300A	230A	120A
$I_{min}$	5A - 300A			10A - 300A		
U <sub>0</sub> /U <sub>r</sub>	76V/9V					
P <sub>max</sub>	13,3kVA - 10,7KW					
IP	23S					
⊘	460 x 230 x 325mm					
⚖	22,0Kg					

## Funzioni - Functions - Funktionen



# Discovery 220T EVO

1 x 230Vac



## Processi - Processes - Prozesse



## Tecnologia - Technology - Technologie



DISCOVERY 220T EVO						
	1x230Vac ± 15% @ 50-60Hz					
	16A			25A		
	TIG - WIG			MMA - E-HAND		
% <sub>40°C</sub>	40%	60%	100%		60%	100%
$I_{max}$	220A	190A	160A		180A	150A
$I_{min}$	5A - 220A			10A - 180A		
U <sub>0</sub> /U <sub>r</sub>	81V/5V					
P <sub>max</sub>	5,9kVA - 5,8KW					
IP	23S					
⊘	460 x 230 x 325mm					
⚖	18,6Kg					

## Funzioni - Functions - Funktionen



# Multipower 204T

1 x 115Vac - 1 x 230Vac



MULTIPOWER 204T										
	1x230Vac ± 15% @ 50-60Hz					1x115Vac ± 15% @ 50-60Hz				
	16A					32A				
	TIG - WIG			MMA - E-HAND			TIG - WIG		MMA - E-HAND	
% <sub>40°C</sub>	30%	60%	100%	35%	60%	100%	100%	50%	60%	100%
$I_s$	200A	140A	130A	180A	130A	120A	115A	115A	110A	105A
$I_s$	5A - 200A			10A - 180A			5A - 115A		10A - 115A	
$U_o/U_i$	83V/11V									
$P_{max}$	5,8kVA - 5,6kW									
IP	23S									
$L$	400 x 160 x 260									
	11,8kg									

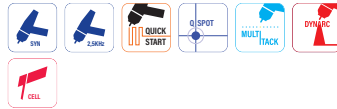
## Processi - Processes - Prozesse



## Tecnologia - Technology - Technologie



## Funzioni - Functions - Funktionen



# Discovery 172T

1 x 230Vac



DISCOVERY 172T						
	1x230Vac ± 15% @ 50-60Hz					
	16A					
	TIG - WIG			MMA - E-HAND		
% <sub>40°C</sub>	40%	60%	100%	50%	60%	100%
$I_s$	170A	150A	130A	150A	130A	120A
$I_s$	5A - 170A			10A - 150A		
$U_o/U_i$	53V/8V					
$P_{max}$	6,2kVA - 4,5KW					
IP	23S					
$L$	400 x 160 x 260mm					
	8,6Kg					

## Processi - Processes - Prozesse



## Tecnologia - Technology - Technologie



## Funzioni - Functions - Funktionen





## Processi - Processes - Prozesse



## Tecnologia - Technology - Technologie



DISCOVERY 162T						
	1x230Vac ± 15% @ 50-60Hz					
	16A					
	TIG - WIG			MMA - E-HAND		
% <sub>40°C</sub>	25%	60%	100%	30%	60%	100%
	160A	120A	100A	150A	115A	100A
	5A - 160A			5A - 150A		
U <sub>0</sub> /U <sub>1</sub>	54V/9V					
R <sub>max</sub>	6,4kVA - 4,6KW					
IP	23S					
⊥	360 x 120 x 215mm					
	6,6Kg					

## Funzioni - Functions - Funktionen





CRUISER 502						
	3x400Vac ± 15% @ 50-60Hz					
	40A					
	MMA - E-HAND			TIG - WIG		
% <sub>40°C</sub>	50%	60%	100%	50%	60%	100%
•I <sub>2</sub>	500A	450A	400A	500A	460A	400A
I <sub>1</sub>	5A - 500A			5A - 500A		
U <sub>0</sub> /U <sub>1</sub>	83V/9V					
P <sub>max</sub>	25,5kVA - 23,4KW					
IP	23					
⊥	690 x 290 x 510mm					
⊞⊞⊞	50,7Kg					

CRUISER 402		
	3x400Vac ± 15% @ 50-60Hz	
	32A	
	MMA - E-HAND	TIG - WIG
% <sub>40°C</sub>	100%	100%
•I <sub>2</sub>	400A	400A
I <sub>1</sub>	5A - 400A	5A - 500A
U <sub>0</sub> /U <sub>1</sub>	83V/9V(502)	
P <sub>max</sub>	18,4kVA - 16,8KW	
IP	23	
⊥	690 x 290 x 510mm	
⊞⊞⊞	50,7Kg	

CRUISER 322				
	3x400Vac ± 15% @ 50-60Hz			
	25A			
	MMA - E-HAND		TIG - WIG	
% <sub>40°C</sub>	60%	100%	60%	100%
•I <sub>2</sub>	300A	250A	320A	260A
I <sub>1</sub>	10A - 300A		5A - 320A	
U <sub>0</sub> /U <sub>1</sub>	73V/10V			
P <sub>max</sub>	14,3kVA - 11,0kW			
IP	23			
⊥	690 x 290 x 510mm			
⊞⊞⊞	45Kg			

## Processi - Processes - Prozesse



## Tecnologia - Technology - Technologie



## Funzioni - Functions - Funktionen



# Cruiser 300

3 x 400Vac



CRUISER 300						
	3x400Vac ± 15% @ 50-60Hz					
	20A					
	MMA - E-HAND			TIG - WIG		
% <sub>40°C</sub>	40%	60%	100%	50%	60%	100%
•I <sub>2</sub>	300A	230A	200A	300A	250A	210A
I <sub>s</sub>	10A - 300A			5A - 300A		
U <sub>0</sub> /U <sub>1</sub>	76V/9V					
P <sub>max</sub>	13,3kVA - 10,7KW					
IP	23S					
⊥	460 x 230 x 325mm					
	20,8Kg					

## Processi - Processes - Prozesse



## Funzioni - Functions - Funktionen



## Tecnologia - Technology - Technologie



# Cruiser 200

3 x 400Vac



CRUISER 200						
	3x400Vac ± 15% @ 50-60Hz					
	16A					
	MMA - E-HAND			TIG - WIG		
% <sub>40°C</sub>	40%	60%	100%	40%	60%	100%
•I <sub>2</sub>	200A	170A	130A	200A	170A	130A
I <sub>s</sub>	5A - 200A			5A -200A		
U <sub>0</sub> /U <sub>1</sub>	61V/13V					
P <sub>max</sub>	6,7kVA - 6,3KW					
IP	23S					
⊥	400 x 160 x 260mm					
	10,0Kg					

## Processi - Processes - Prozesse



## Tecnologia - Technology - Technologie



# Multipower 184

1 x 115Vac - 1 x 230Vac



MULTIPOWER 184										
	1x230Vac ± 15% @ 50-60Hz						1x115Vac ± 15% @ 50-60Hz			
	16A						32A			
	MMA - E-HAND			TIG - WIG			MMA - E-HAND		TIG - WIG	
% <sub>40°C</sub>	35%	60%	100%	35%	60%	100%	50%	60%	100%	100%
$I_s$	180A	130A	120A	180A	130A	120A	115A	110A	105A	115A
$I_2$	10A - 180A			5A - 180A			10A - 115A		5A - 115A	
U <sub>0</sub> /U <sub>1</sub>	83V/11V									
P <sub>max</sub>	5,8kVA - 5,6kW									
IP	23S									
⊥	400 x 160 x 260mm									
	10,4Kg									

## Processi - Processes - Prozesse



## Tecnologia - Technology - Technologie



## Funzioni - Functions - Funktionen



# Cruiser 150TP

1 x 230Vac



CRUISER 150TP						
	1x230Vac ± 15% @ 50-60Hz					
	16A					
	MMA - E-HAND			TIG - WIG		
% <sub>40°C</sub>	35%	60%	100%	35%	60%	100%
$I_s$	140A	110A	100A	150A	115A	100A
$I_2$	5A - 140A			5A - 150A		
U <sub>0</sub> /U <sub>1</sub>	94V/11V					
P <sub>max</sub>	5,6 kVA - 4,0KW					
IP	23S					
⊥	310 x 120 x 215mm					
	5,4Kg					

## Processi - Processes - Prozesse



## Tecnologia - Technology - Technologie



# Voyager 75 Evo

3 x 400Vac



VOYAGER 75 EVO			
	3x400Vac ± 15% @ 50-60Hz		
	16A		
	<b>PLASMA</b>		
$\%_{40^{\circ}\text{C}}$	50%	60%	100%
$-I_2$	70A	65A	55A
$I_2$	10A - 75A		
$U_o/U_r$	270V		
$P_{\text{MAX}}$	9,3kVA - 8,7kW		
IP	23S		
$\zeta$	525 x 224 x 368mm		
	17,8Kg		

## Processi - Processes - Prozesse



## Tecnologia - Technology - Technologie



## Funzioni - Functions - Funktionen



# Voyager 105 Evo

3 x 400Vac



VOYAGER 105 EVO			
	3x400Vac ± 15% @ 50-60Hz		
	25A		
	<b>PLASMA</b>		
$\%_{40^{\circ}\text{C}}$	60%	100%	
$-I_2$	105A	90A	
$I_2$	10A - 105A		
$U_o/U_r$	315V		
$P_{\text{MAX}}$	15,3kVA - 14,3kW		
IP	23S		
$\zeta$	533 x 214 x 368mm		
	22,0Kg		

## Processi - Processes - Prozesse



## Tecnologia - Technology - Technologie







## Funzioni - Functions - Funktionen



# Voyager 75 BASIC

3 x 400Vac



VOYAGER 75 BASIC			
	3x400Vac ± 15% @ 50-60Hz		
	16A		
	<b>PLASMA</b>		
$\%_{40^{\circ}\text{C}}$	50%	60%	100%
$-I_2$	70A	65A	55A
$I_2$	10A - 75A		
$U_o/U_r$	270V		
$P_{\text{MAX}}$	9,3kVA - 8,7kW		
IP	23S		
$\varnothing$	525 x 224 x 368mm		
	17,8Kg		

## Processi - Processes - Prozesse



## Tecnologia - Technology - Technologie







## Funzioni - Functions - Funktionen



# Voyager 105 BASIC

3 x 400Vac



VOYAGER 105 BASIC			
	3x400Vac ± 15% @ 50-60Hz		
	25A		
	<b>PLASMA</b>		
$\%_{40^{\circ}\text{C}}$	60%	100%	
$-I_2$	105A	90A	
$I_2$	10A - 105A		
$U_o/U_r$	315V		
$P_{\text{MAX}}$	15,3kVA - 14,3kW		
IP	23S		
$\varnothing$	533 x 214 x 368mm		
	22,0Kg		

## Processi - Processes - Prozesse



## Tecnologia - Technology - Technologie



## Funzioni - Functions - Funktionen







Processi - Processes - Prozesse



Extra



CONFIGURATORE ROBOT - ROBOT CONFIGURATOR - ROBOT KONFIGURATION





Power Pulse 405d/505d							
Power Pulse 405dms/505dms							
Power Pulse 405d/505d RC							
Power Pulse 3200K - 4000K							
Micropulse 225							
Power Pulse 502AC/DC		X	X	X	X	X	X
Power Pulse 402AC/DC		X	X	X	X	X	X
Power Pulse 322AC/DC		X	X	X	X	X	X
Power Pulse 502T		X	X	X	X	X	X
Power Pulse 402T		X	X	X	X	X	X
Power Pulse 322T		X	X	X	X	X	X
Pioneer Pulse 403MSR/503MSR							
Pioneer Pulse 3200K - 4000K							
Micropulse 302MFK							
Pioneer 403MSR/503MSR							
Pioneer 3200K - 4000K							
MicroMag 302MFK							
MicroMag 301 Plus							
MicroMag 225							
Pioneer 321MSR							
Pioneer 321MKS							
Cruiser 502AC/DC		X	X	X	X	X	X
Cruiser 402AC/DC		X	X	X	X	X	X
Cruiser 322AC/DC		X	X	X	X	X	X
Discovery 300AC/DC EVO		X	X	X	X	X	X
Discovery 221AC/DC EVO		X	X	X	X	X	X
Discovery 200AC/DC EVO			X			X	X
Cruiser 502T		X	X	X	X	X	X
Cruiser 402T		X	X	X	X	X	X
Cruiser 322T		X	X	X	X	X	X
Discovery 300T EVO		X	X	X	X	X	X
Discovery 220T EVO		X	X	X	X	X	X
Multipower 204T	X	X	X	X	X	X	X
Discovery 172T		X	X	X	X	X	X
Discovery 162T			X				X
Cruiser 502	X						
Cruiser 402	X						
Cruiser 322							
Cruiser 300	X						
Cruiser 200 S							
Multipower 184	X						
Cruiser 150TP							
Voyager 75 EVO/105 EVO							
Voyager 75 BASIC/105 BASIC							





**WELD THE WORLD**

**WECO Srl**

Corso Noblesville n.8,  
35013, Cittadella,  
(Padova) Italy  
+39 049 7301120  
info@weco.it  
www.weco.it



Management System  
ISO 9001:2015



www.tuv.com  
ID 9000002869

